

# PROILER

ROSS 708

Performance Objectives

2019



## Introduction

This booklet contains the performance objectives for the Ross® 708 broiler and is to be used with the **Ross Broiler Management Handbook**.

## Performance

**These objectives indicate the performance achievable under good management and environmental conditions and when feeding recommended nutrient levels.**

Producers may find that local factors prevent such performance being achieved. For example:

- The availability of raw materials may limit nutrient content and intake.
- Extreme climatic conditions will reduce performance.
- Economic considerations may limit choice of production systems.

Therefore, average performance may be lower than the figures presented here.

The objectives are presented in two sections to reflect the global nature of the publication.

**Section 1 g** contains the performance data in metric measurements and

**Section 2 lb** contains imperial measurements.

In the tables the values are rounded, this may result in small inaccuracies when using the objectives to calculate other performance statistics.

Yields will vary between processing plants depending on type of equipment used (e.g. carcass chilling technology, automated versus manual deboning) and the exact portion being produced.

Every attempt has been made to ensure the accuracy and relevance of the information presented, however, Aviagen® accepts no liability for the consequences of using this information for the management of chickens.

For further information on the management of Ross stock, please contact your local Ross representative.

## Contents

02		Introduction
03		Key Management Points
04	Section 1 <i>g</i>	As-Hatched Performance
05	Section 1 <i>g</i>	Male Performance
06	Section 1 <i>g</i>	Female Performance
08	Section 2 <i>lb</i>	As-Hatched Performance
09	Section 2 <i>lb</i>	Male Performance
10	Section 2 <i>lb</i>	Female Performance
12		Carcass Yield

## Key Management Points

Cost effective production of chicken meat depends on achieving good bird performance and the following points are important for optimizing performance of the Ross 708 broiler:

- Maximize chick quality by good management of hatching, storage and transport conditions.
- Design the brooding set-up to ensure easy access to water and feed at placement and to ease the transition between supplementary systems and the automated feeders and drinkers at 4-5 days. Feed a highly digestible and nutritionally balanced Starter diet.
- Keep chicks in their thermal comfort zone by monitoring chick behavior, but beware of low relative humidities (less than 50% RH). Establish a minimum ventilation program from day one.
- Monitor crop fill, feeding and drinking behavior and 7-day live weight to allow continuous improvement of the brooding set-up.
- Keep birds in their thermal comfort zone throughout the growing period. Fast growing broilers produce large amounts of heat, particularly in the second half of the grow-out period. Keeping ambient temperatures less than 21°C (69.8°F) from 21 days onwards may improve growth rates.
- Maintain high standards of biosecurity and cleanliness to keep disease to a minimum.

## As-Hatched Performance

Day	Body weight (g) <sup>1</sup>	Daily gain (g)	Av. daily gain/week (g)	Daily intake (g)	Cum. intake (g) <sup>2</sup>	FCR <sup>3</sup>
0	43					
1	60	17			14	0.229
2	77	17		17	31	0.402
3	96	19		20	51	0.534
4	118	22		23	75	0.635
5	142	24		27	101	0.714
6	169	27		30	131	0.778
7	198	30	22.21	33	164	0.829
8	231	33		37	201	0.871
9	267	36		41	242	0.907
10	305	39		45	286	0.939
11	347	42		49	335	0.967
12	391	45		53	388	0.992
13	439	48		58	446	1.016
14	490	51	41.66	63	509	1.038
15	544	54		68	576	1.059
16	601	57		73	649	1.080
17	661	60		78	727	1.100
18	724	63		83	810	1.120
19	789	66		89	899	1.139
20	857	68		94	994	1.159
21	928	71	62.59	100	1094	1.178
22	1002	73		106	1200	1.198
23	1077	76		112	1311	1.217
24	1155	78		117	1428	1.237
25	1235	80		123	1551	1.256
26	1317	82		129	1680	1.275
27	1401	84		134	1814	1.295
28	1486	85	79.75	140	1954	1.315
29	1574	87		145	2100	1.334
30	1662	88		151	2250	1.354
31	1752	90		156	2406	1.374
32	1842	91		161	2567	1.393
33	1934	92		166	2734	1.413
34	2027	93		171	2905	1.433
35	2120	93	90.54	176	3081	1.453
36	2214	94		180	3261	1.473
37	2308	94		185	3446	1.493
38	2403	95		189	3635	1.513
39	2498	95		193	3828	1.532
40	2593	95		197	4025	1.552
41	2688	95		201	4225	1.572
42	2782	95	94.61	204	4429	1.592
43	2877	95		207	4637	1.612
44	2971	94		210	4847	1.631
45	3065	94		213	5061	1.651
46	3158	93		216	5277	1.671
47	3251	93		219	5495	1.690
48	3343	92		221	5716	1.710
49	3434	91	93.06	223	5939	1.730
50	3524	90		225	6164	1.749
51	3614	90		227	6391	1.769
52	3702	89		228	6620	1.788
53	3790	88		230	6850	1.807
54	3877	87		231	7081	1.827
55	3962	86		232	7313	1.846
56	4047	84	87.54	233	7546	1.865
57	4130	83		234	7781	1.884
58	4212	82		235	8015	1.903
59	4293	81		235	8250	1.922
60	4373	80		236	8486	1.941
61	4451	78		236	8722	1.959
62	4528	77		236	8958	1.978
63	4604	76	79.67	236	9193	1.997
64	4679	75		236	9429	2.015
65	4752	73		235	9664	2.034
66	4824	72		235	9899	2.052
67	4895	71		234	10134	2.070
68	4964	69		234	10368	2.088
69	5032	68		233	10601	2.106
70	5099	67	70.69	232	10833	2.124

<sup>1</sup>On-farm body weight (i.e. feed present in intestinal tract).

<sup>2</sup>Feed consumption per living bird.

<sup>3</sup>FCR includes initial body weight at placement and does not account for mortality.

NOTE: In the table the values are rounded. This may result in small inaccuracies when using the objectives to calculate other performance statistics.

## Male Performance

Day	Body weight (g) <sup>1</sup>	Daily gain (g)	Av. daily gain/week (g)	Daily intake (g)	Cum. intake (g) <sup>2</sup>	FCR <sup>3</sup>
0	43					
1	59	16			15	0.259
2	76	17		19	34	0.446
3	95	19		21	55	0.581
4	117	21		24	79	0.680
5	141	24		27	106	0.755
6	168	27		30	136	0.811
7	198	30	22.06	33	169	0.856
8	230	33		37	206	0.892
9	267	36		40	246	0.923
10	306	39		44	290	0.950
11	349	43		49	339	0.973
12	395	46		54	393	0.996
13	444	49		58	451	1.017
14	497	53	42.74	64	515	1.037
15	553	56		69	584	1.056
16	612	60		75	659	1.076
17	675	63		81	739	1.095
18	741	66		87	826	1.114
19	811	69		93	918	1.133
20	883	72		99	1017	1.152
21	958	75	65.94	105	1122	1.171
22	1037	78		112	1234	1.190
23	1118	81		118	1352	1.210
24	1201	84		124	1476	1.229
25	1287	86		131	1607	1.248
26	1376	89		137	1744	1.268
27	1467	91		144	1888	1.287
28	1560	93	85.90	150	2037	1.306
29	1654	95		156	2193	1.326
30	1751	97		162	2356	1.345
31	1849	98		168	2524	1.365
32	1949	100		174	2698	1.384
33	2050	101		180	2877	1.404
34	2152	102		185	3063	1.423
35	2255	103	99.30	191	3253	1.443
36	2359	104		196	3449	1.462
37	2463	105		201	3650	1.482
38	2568	105		206	3855	1.501
39	2674	106		210	4066	1.520
40	2780	106		215	4280	1.540
41	2886	106		219	4499	1.559
42	2992	106	105.28	223	4722	1.578
43	3098	106		226	4948	1.597
44	3203	106		230	5178	1.617
45	3309	105		233	5412	1.636
46	3413	105		236	5648	1.655
47	3518	104		239	5887	1.674
48	3622	104		242	6129	1.692
49	3725	103	104.70	244	6373	1.711
50	3827	102		246	6620	1.730
51	3928	101		248	6868	1.748
52	4029	100		250	7119	1.767
53	4128	99		252	7370	1.785
54	4226	98		253	7624	1.804
55	4324	97		254	7878	1.822
56	4420	96	99.28	255	8133	1.840
57	4514	95		256	8389	1.858
58	4608	94		257	8646	1.876
59	4700	92		257	8903	1.894
60	4791	91		258	9161	1.912
61	4881	90		258	9419	1.930
62	4969	88		258	9676	1.947
63	5055	87	90.84	257	9934	1.965
64	5141	85		257	10191	1.982
65	5225	84		257	10448	2.000
66	5307	82		256	10704	2.017
67	5388	81		255	10959	2.034
68	5467	79		255	11214	2.051
69	5545	78		254	11468	2.068
70	5622	77	80.92	253	11721	2.085

<sup>1</sup>On-farm body weight (i.e. feed present in intestinal tract).

<sup>2</sup>Feed consumption per living bird.

<sup>3</sup>FCR includes initial body weight at placement and does not account for mortality.

NOTE: In the table the values are rounded. This may result in small inaccuracies when using the objectives to calculate other performance statistics.

## Female Performance

Day	Body weight (g) <sup>1</sup>	Daily gain (g)	Av. daily gain/week (g)	Daily intake (g)	Cum. intake (g) <sup>2</sup>	FCR <sup>3</sup>
0	43					
1	60	17			12	0.199
2	78	18		16	28	0.358
3	97	19		19	47	0.486
4	119	22		23	70	0.590
5	143	24		26	97	0.674
6	170	27		30	126	0.744
7	199	29	22.35	33	160	0.802
8	232	32		37	197	0.850
9	266	35		41	238	0.892
10	304	38		45	282	0.928
11	345	41		49	331	0.960
12	388	43		53	384	0.989
13	434	46		57	441	1.015
14	483	49	40.59	61	502	1.039
15	535	52		66	568	1.062
16	590	54		71	639	1.084
17	646	57		75	714	1.105
18	706	59		80	795	1.126
19	768	62		85	880	1.146
20	832	64		90	970	1.166
21	898	66	59.25	95	1065	1.185
22	967	68		100	1165	1.205
23	1037	70		105	1270	1.225
24	1109	72		110	1380	1.244
25	1183	74		115	1495	1.264
26	1258	75		120	1615	1.283
27	1335	77		125	1740	1.303
28	1413	78	73.59	130	1870	1.323
29	1493	79		135	2004	1.343
30	1573	80		139	2143	1.363
31	1654	81		144	2287	1.383
32	1736	82		148	2435	1.403
33	1819	83		153	2588	1.423
34	1902	83		157	2744	1.443
35	1986	84	81.77	161	2905	1.463
36	2070	84		165	3070	1.483
37	2154	84		168	3238	1.504
38	2238	84		172	3410	1.524
39	2322	84		175	3586	1.544
40	2406	84		179	3764	1.565
41	2490	84		182	3946	1.585
42	2573	84	83.94	185	4131	1.605
43	2656	83		188	4319	1.626
44	2739	83		190	4509	1.646
45	2821	82		193	4702	1.667
46	2903	82		195	4897	1.687
47	2984	81		197	5094	1.707
48	3064	80		199	5293	1.728
49	3143	79	81.42	201	5495	1.748
50	3222	79		203	5697	1.768
51	3300	78		204	5902	1.789
52	3376	77		206	6107	1.809
53	3452	76		207	6314	1.829
54	3527	75		208	6522	1.849
55	3601	74		209	6731	1.869
56	3674	73	75.80	210	6941	1.889
57	3746	72		211	7152	1.909
58	3816	71		211	7363	1.929
59	3886	70		212	7575	1.949
60	3954	69		212	7787	1.969
61	4022	67		212	7999	1.989
62	4088	66		212	8212	2.009
63	4153	65	68.49	212	8424	2.028
64	4217	64		212	8637	2.048
65	4280	63		212	8849	2.067
66	4342	62		212	9061	2.087
67	4402	60		212	9272	2.106
68	4461	59		211	9483	2.126
69	4520	58		211	9694	2.145
70	4576	57	60.46	210	9904	2.164

<sup>1</sup>On-farm body weight (i.e. feed present in intestinal tract).

<sup>2</sup>Feed consumption per living bird.

<sup>3</sup>FCR includes initial body weight at placement and does not account for mortality.

NOTE: In the table the values are rounded. This may result in small inaccuracies when using the objectives to calculate other performance statistics.

*Notes*

A series of horizontal dotted lines for taking notes.

## As-Hatched Performance

Day	Body weight (lb) <sup>1</sup>	Daily gain (lb)	Av. daily gain/week (lb)	Daily intake (lb)	Cum. intake (lb) <sup>2</sup>	FCR <sup>3</sup>
0	0.095					
1	0.132	0.037			0.030	0.229
2	0.170	0.038		0.038	0.068	0.402
3	0.212	0.042		0.045	0.113	0.534
4	0.260	0.048		0.052	0.165	0.635
5	0.313	0.053		0.059	0.224	0.714
6	0.372	0.059		0.066	0.289	0.778
7	0.438	0.065	0.049	0.073	0.363	0.829
8	0.509	0.072		0.081	0.444	0.871
9	0.588	0.078		0.089	0.533	0.907
10	0.673	0.085		0.098	0.631	0.939
11	0.764	0.092		0.107	0.739	0.967
12	0.863	0.099		0.117	0.856	0.992
13	0.968	0.105		0.127	0.983	1.016
14	1.080	0.112	0.092	0.138	1.121	1.038
15	1.199	0.119		0.149	1.270	1.059
16	1.325	0.126		0.160	1.431	1.080
17	1.457	0.132		0.172	1.603	1.100
18	1.595	0.138		0.184	1.786	1.120
19	1.740	0.145		0.196	1.982	1.139
20	1.890	0.150		0.208	2.191	1.159
21	2.046	0.156	0.138	0.221	2.411	1.178
22	2.208	0.162		0.233	2.645	1.198
23	2.375	0.167		0.246	2.890	1.217
24	2.547	0.172		0.259	3.149	1.237
25	2.723	0.176		0.271	3.420	1.256
26	2.904	0.181		0.284	3.704	1.275
27	3.089	0.185		0.296	4.000	1.295
28	3.277	0.188	0.176	0.308	4.308	1.315
29	3.469	0.192		0.320	4.629	1.334
30	3.664	0.195		0.332	4.961	1.354
31	3.862	0.198		0.344	5.305	1.374
32	4.062	0.200		0.355	5.660	1.393
33	4.264	0.202		0.366	6.027	1.413
34	4.468	0.204		0.377	6.404	1.433
35	4.674	0.206	0.200	0.388	6.791	1.453
36	4.881	0.207		0.398	7.189	1.473
37	5.089	0.208		0.407	7.596	1.493
38	5.298	0.209		0.417	8.013	1.513
39	5.507	0.209		0.426	8.439	1.532
40	5.716	0.209		0.434	8.873	1.552
41	5.925	0.209		0.442	9.315	1.572
42	6.134	0.209	0.209	0.450	9.765	1.592
43	6.343	0.208		0.457	10.222	1.612
44	6.550	0.208		0.464	10.686	1.631
45	6.757	0.207		0.470	11.156	1.651
46	6.962	0.206		0.476	11.633	1.671
47	7.167	0.204		0.482	12.115	1.690
48	7.369	0.203		0.487	12.602	1.710
49	7.570	0.201	0.205	0.492	13.094	1.730
50	7.770	0.199		0.496	13.590	1.749
51	7.967	0.197		0.500	14.090	1.769
52	8.162	0.195		0.504	14.594	1.788
53	8.356	0.193		0.507	15.101	1.807
54	8.547	0.191		0.510	15.611	1.827
55	8.735	0.189		0.512	16.123	1.846
56	8.921	0.186	0.193	0.514	16.637	1.865
57	9.105	0.184		0.516	17.153	1.884
58	9.286	0.181		0.517	17.670	1.903
59	9.464	0.178		0.518	18.189	1.922
60	9.640	0.176		0.519	18.708	1.941
61	9.813	0.173		0.520	19.228	1.959
62	9.983	0.170		0.520	19.748	1.978
63	10.151	0.167	0.176	0.520	20.268	1.997
64	10.315	0.165		0.519	20.787	2.015
65	10.477	0.162		0.519	21.306	2.034
66	10.636	0.159		0.518	21.824	2.052
67	10.792	0.156		0.517	22.341	2.070
68	10.945	0.153		0.516	22.856	2.088
69	11.095	0.150		0.514	23.370	2.106
70	11.242	0.147	0.156	0.512	23.882	2.124

<sup>1</sup>On-farm body weight (i.e. feed present in intestinal tract).

<sup>2</sup>Feed consumption per living bird.

<sup>3</sup>FCR includes initial body weight at placement and does not account for mortality.

NOTE: In the table the values are rounded. This may result in small inaccuracies when using the objectives to calculate other performance statistics.



## Male Performance

Day	Body weight (lb) <sup>1</sup>	Daily gain (lb)	Av. daily gain/week (lb)	Daily intake (lb)	Cum. intake (lb) <sup>2</sup>	FCR <sup>3</sup>
0	0.095					
1	0.131	0.036			0.034	0.259
2	0.168	0.037		0.041	0.075	0.446
3	0.210	0.042		0.047	0.122	0.581
4	0.257	0.047		0.053	0.175	0.680
5	0.311	0.053		0.059	0.234	0.755
6	0.370	0.059		0.066	0.300	0.811
7	0.436	0.066	0.049	0.073	0.373	0.856
8	0.508	0.073		0.081	0.453	0.892
9	0.588	0.080		0.089	0.542	0.923
10	0.674	0.087		0.098	0.640	0.950
11	0.768	0.094		0.108	0.748	0.973
12	0.870	0.101		0.118	0.866	0.996
13	0.979	0.109		0.129	0.995	1.017
14	1.095	0.116	0.094	0.140	1.135	1.037
15	1.219	0.124		0.152	1.288	1.056
16	1.350	0.131		0.165	1.452	1.076
17	1.489	0.139		0.178	1.630	1.095
18	1.634	0.146		0.191	1.821	1.114
19	1.787	0.153		0.204	2.025	1.133
20	1.947	0.160		0.218	2.243	1.152
21	2.113	0.166	0.145	0.232	2.474	1.171
22	2.285	0.173		0.246	2.720	1.190
23	2.464	0.179		0.260	2.980	1.210
24	2.648	0.184		0.274	3.254	1.229
25	2.838	0.190		0.288	3.543	1.248
26	3.033	0.195		0.302	3.845	1.268
27	3.234	0.200		0.316	4.162	1.287
28	3.438	0.205	0.189	0.330	4.492	1.306
29	3.647	0.209		0.344	4.836	1.326
30	3.860	0.213		0.357	5.193	1.345
31	4.076	0.216		0.371	5.564	1.365
32	4.296	0.220		0.384	5.947	1.384
33	4.519	0.222		0.396	6.343	1.404
34	4.744	0.225		0.408	6.752	1.423
35	4.971	0.227	0.219	0.420	7.172	1.443
36	5.200	0.229		0.432	7.604	1.462
37	5.430	0.231		0.443	8.046	1.482
38	5.662	0.232		0.453	8.500	1.501
39	5.895	0.233		0.463	8.963	1.520
40	6.128	0.233		0.473	9.436	1.540
41	6.362	0.234		0.482	9.919	1.559
42	6.595	0.234	0.232	0.491	10.410	1.578
43	6.829	0.233		0.499	10.909	1.597
44	7.062	0.233		0.507	11.416	1.617
45	7.294	0.232		0.514	11.930	1.636
46	7.525	0.231		0.521	12.452	1.655
47	7.755	0.230		0.527	12.979	1.674
48	7.984	0.229		0.533	13.512	1.692
49	8.211	0.227	0.231	0.539	14.051	1.711
50	8.437	0.225		0.543	14.594	1.730
51	8.660	0.223		0.548	15.142	1.748
52	8.881	0.221		0.552	15.694	1.767
53	9.101	0.219		0.555	16.249	1.785
54	9.317	0.217		0.558	16.807	1.804
55	9.532	0.214		0.561	17.368	1.822
56	9.743	0.212	0.219	0.563	17.931	1.840
57	9.952	0.209		0.565	18.495	1.858
58	10.159	0.206		0.566	19.061	1.876
59	10.362	0.203		0.567	19.629	1.894
60	10.562	0.200		0.568	20.196	1.912
61	10.760	0.197		0.568	20.764	1.930
62	10.954	0.194		0.568	21.332	1.947
63	11.145	0.191	0.200	0.568	21.900	1.965
64	11.333	0.188		0.567	22.467	1.982
65	11.518	0.185		0.566	23.033	2.000
66	11.700	0.182		0.565	23.598	2.017
67	11.878	0.178		0.563	24.161	2.034
68	12.053	0.175		0.561	24.723	2.051
69	12.225	0.172		0.559	25.282	2.068
70	12.394	0.169	0.178	0.557	25.839	2.085

<sup>1</sup>On-farm body weight (i.e. feed present in intestinal tract).

<sup>2</sup>Feed consumption per living bird.

<sup>3</sup>FCR includes initial body weight at placement and does not account for mortality.

NOTE: In the table the values are rounded. This may result in small inaccuracies when using the objectives to calculate other performance statistics.

## Female Performance

Day	Body weight (lb) <sup>1</sup>	Daily gain (lb)	Av. daily gain/week (lb)	Daily intake (lb)	Cum. intake (lb) <sup>2</sup>	FCR <sup>3</sup>
0	0.095					
1	0.132	0.038			0.026	0.199
2	0.172	0.039		0.035	0.061	0.358
3	0.214	0.043		0.043	0.104	0.486
4	0.262	0.048		0.050	0.155	0.590
5	0.315	0.053		0.058	0.213	0.674
6	0.375	0.059		0.066	0.279	0.744
7	0.439	0.065	0.049	0.074	0.352	0.802
8	0.511	0.071		0.082	0.434	0.850
9	0.586	0.077		0.090	0.524	0.892
10	0.670	0.083		0.099	0.622	0.928
11	0.761	0.089		0.107	0.730	0.960
12	0.855	0.096		0.116	0.846	0.989
13	0.957	0.102		0.126	0.972	1.015
14	1.065	0.108	0.089	0.136	1.108	1.039
15	1.179	0.114		0.146	1.253	1.062
16	1.301	0.120		0.156	1.409	1.084
17	1.424	0.126		0.166	1.575	1.105
18	1.556	0.131		0.177	1.752	1.126
19	1.693	0.136		0.188	1.939	1.146
20	1.834	0.141		0.198	2.138	1.166
21	1.980	0.146	0.131	0.209	2.347	1.185
22	2.132	0.151		0.221	2.568	1.205
23	2.286	0.155		0.232	2.799	1.225
24	2.445	0.159		0.243	3.042	1.244
25	2.608	0.163		0.254	3.296	1.264
26	2.773	0.166		0.265	3.560	1.283
27	2.943	0.169		0.275	3.836	1.303
28	3.115	0.172	0.162	0.286	4.122	1.323
29	3.292	0.175		0.297	4.418	1.343
30	3.468	0.177		0.307	4.725	1.363
31	3.646	0.179		0.317	5.042	1.383
32	3.827	0.181		0.327	5.369	1.403
33	4.010	0.182		0.336	5.705	1.423
34	4.193	0.183		0.345	6.051	1.443
35	4.378	0.184	0.180	0.354	6.405	1.463
36	4.564	0.185		0.363	6.768	1.483
37	4.749	0.185		0.371	7.139	1.504
38	4.934	0.186		0.379	7.518	1.524
39	5.119	0.185		0.387	7.905	1.544
40	5.304	0.185		0.394	8.299	1.565
41	5.490	0.185		0.401	8.700	1.585
42	5.672	0.184	0.185	0.408	9.108	1.605
43	5.855	0.183		0.414	9.521	1.626
44	6.038	0.182		0.420	9.941	1.646
45	6.219	0.181		0.425	10.366	1.667
46	6.400	0.180		0.430	10.796	1.687
47	6.579	0.178		0.435	11.231	1.707
48	6.755	0.177		0.439	11.670	1.728
49	6.929	0.175	0.179	0.443	12.113	1.748
50	7.103	0.173		0.447	12.560	1.768
51	7.275	0.171		0.450	13.011	1.789
52	7.443	0.169		0.454	13.464	1.809
53	7.610	0.167		0.456	13.921	1.829
54	7.776	0.165		0.459	14.379	1.849
55	7.939	0.163		0.461	14.840	1.869
56	8.100	0.161	0.167	0.463	15.303	1.889
57	8.259	0.158		0.464	15.767	1.909
58	8.413	0.156		0.466	16.233	1.929
59	8.567	0.154		0.467	16.700	1.949
60	8.717	0.151		0.468	17.167	1.969
61	8.867	0.149		0.468	17.635	1.989
62	9.012	0.146		0.468	18.104	2.009
63	9.156	0.144	0.151	0.468	18.572	2.028
64	9.297	0.141		0.468	19.040	2.048
65	9.436	0.138		0.468	19.508	2.067
66	9.572	0.136		0.467	19.975	2.087
67	9.705	0.133		0.466	20.442	2.106
68	9.835	0.131		0.465	20.907	2.126
69	9.965	0.128		0.464	21.371	2.145
70	10.088	0.126	0.133	0.463	21.834	2.164

<sup>1</sup>On-farm body weight (i.e. feed present in intestinal tract).

<sup>2</sup>Feed consumption per living bird.

<sup>3</sup>FCR includes initial body weight at placement and does not account for mortality.

NOTE: In the table the values are rounded, this may result in small inaccuracies when using the objectives to calculate other performance statistics.



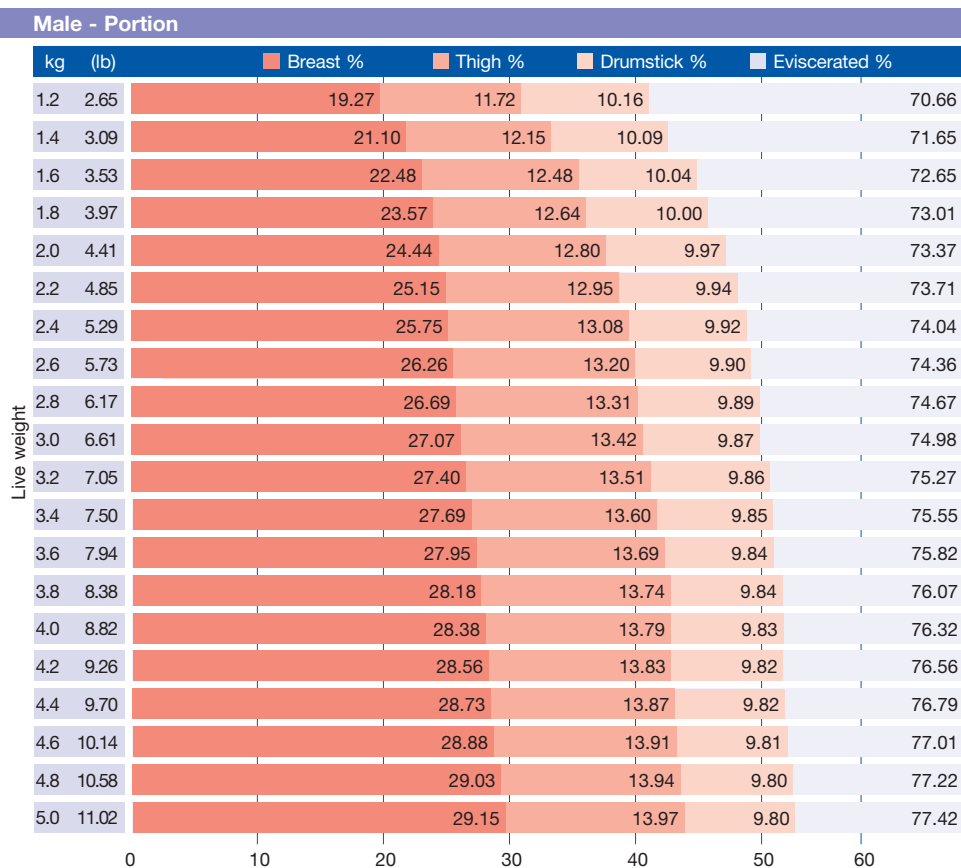
# ROSS 708 BROILER: Performance Objectives

## Carcass Yield

The following diagrams indicate how yields of the major portions change with increasing live weight in each sex. Two types of processing are described: eviscerated yield is broken down into breast meat, thigh and drumstick to represent a portioning operation and into breast meat and leg meat to represent a deboning operation.

### Definitions of Terms

<b>Eviscerated %</b>	eviscerated carcass (without neck, abdominal fat and internal organs) as a percentage of live weight.
<b>Breast %</b>	breast meat (without skin and bone) as a percentage of live weight.
<b>Thigh/Drumstick %</b>	whole thigh/drumstick (with skin and bone) as a percentage of live weight.

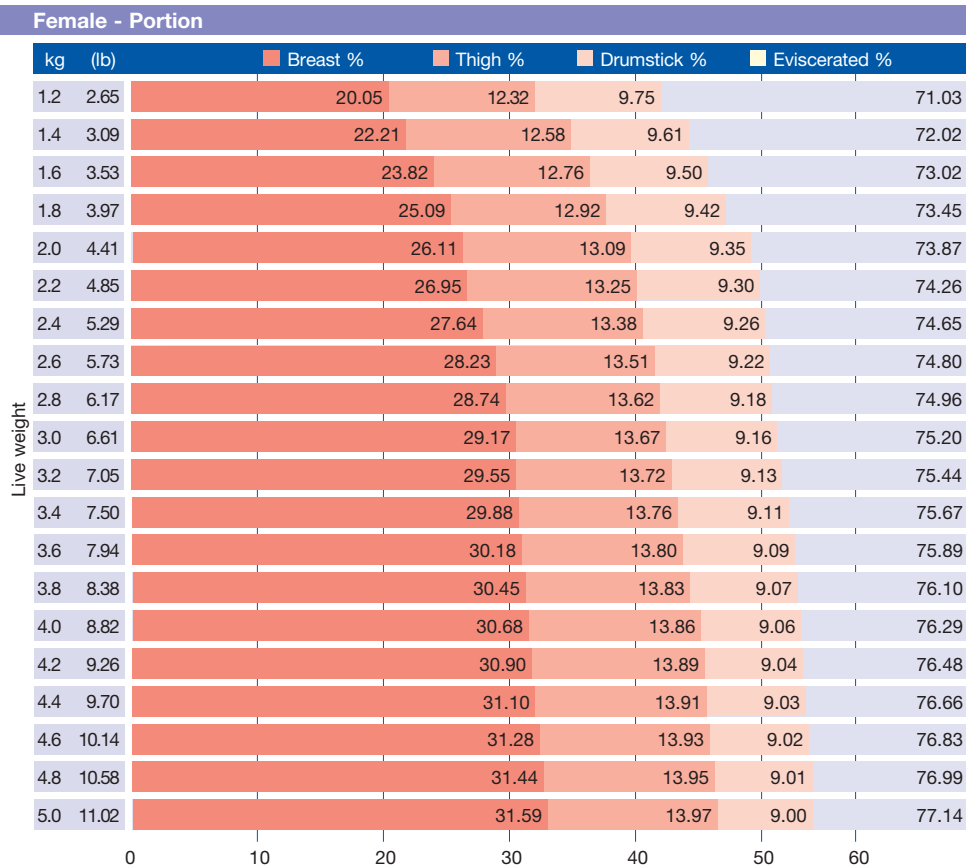


*NOTE: These figures represent dry yield. They do not include any moisture retained during chilling or processing. Carcass component yields will vary among processing plants depending on, for example, type of equipment used and the exact portion(s) being produced.*

# ROSS 708 BROILER: Performance Objectives

## Definitions of Terms

<b>Eviscerated %</b>	eviscerated carcass (without neck, abdominal fat and internal organs) as a percentage of live weight.
<b>Breast %</b>	breast meat (without skin and bone) as a percentage of live weight.
<b>Thigh/Drumstick %</b>	whole thigh/drumstick (with skin and bone) as a percentage of live weight.

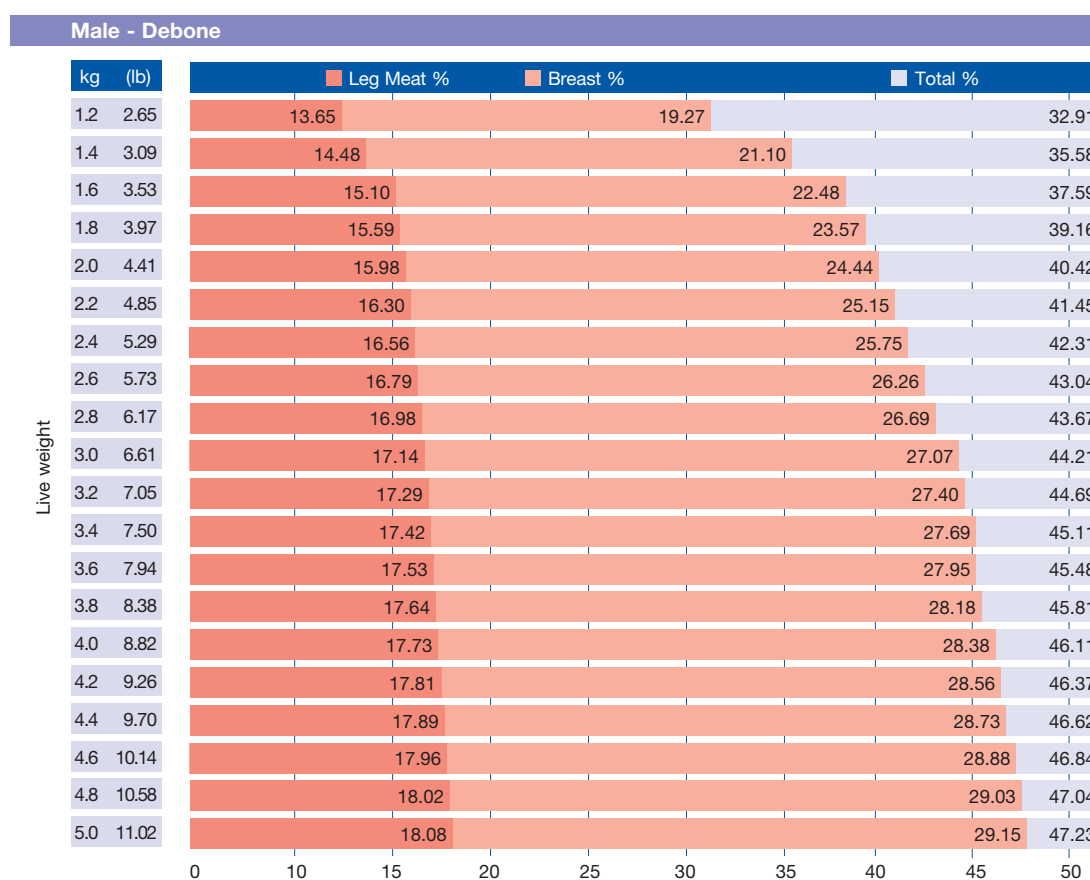


*NOTE: These figures represent dry yield. They do not include any moisture retained during chilling or processing. Carcass component yields will vary among processing plants depending on, for example, type of equipment used and the exact portion(s) being produced.*

# ROSS 708 BROILER: Performance Objectives

## Definitions of Terms

<b>Breast %</b>	breast meat (without skin and bone) as a percentage of live weight.
<b>Leg Meat %</b>	sum of deboned thigh (without skin) and deboned drumstick (without skin) as a percentage of live weight.
<b>Total %</b>	sum of leg meat and breast meat.

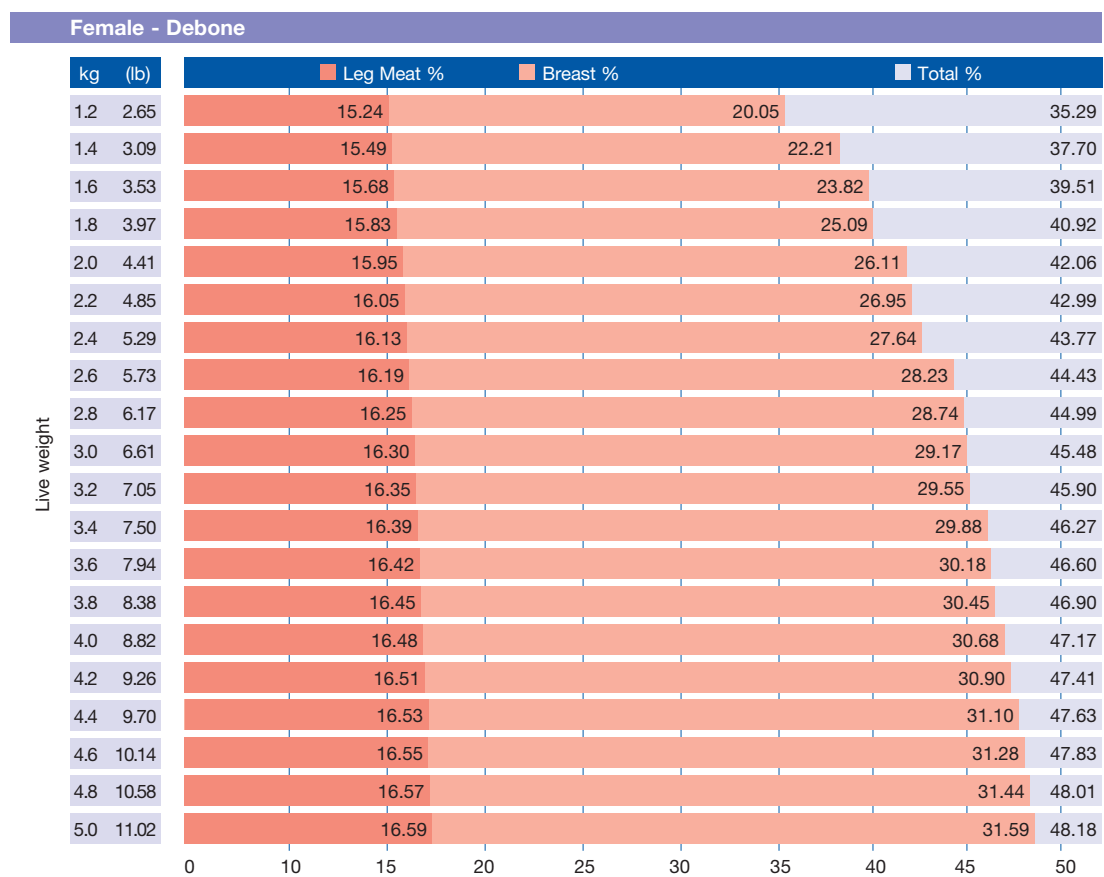


*NOTE: These figures represent dry yield. They do not include any moisture retained during chilling or processing. Carcass component yields will vary among processing plants depending on, for example, type of equipment used and the exact portion(s) being produced.*

# ROSS 708 BROILER: Performance Objectives

## Definitions of Terms

<b>Breast %</b>	breast meat (without skin and bone) as a percentage of live weight.
<b>Leg Meat %</b>	sum of deboned thigh (without skin) and deboned drumstick (without skin) as a percentage of live weight.
<b>Total %</b>	sum of leg meat and breast meat.



*NOTE: These figures represent dry yield. They do not include any moisture retained during chilling or processing. Carcass component yields will vary among processing plants depending on, for example, type of equipment used and the exact portion(s) being produced.*



Aviagen and the Aviagen logo and Ross and the Ross logo are registered trademarks of Aviagen in the US and other countries. All other trademarks or brands are registered by their respective owners.

Privacy Policy: Aviagen collects data to effectively communicate and provide information to you about our products and our business. This data may include your email address, name, business address and telephone number. To view the full Aviagen privacy policy visit [Aviagen.com](https://www.aviagen.com).

© 2019 Aviagen.

1219-AVNR-036